

Sign In - Zoom

zoom.us/signin

REQUEST A DEMO 1.888.799.9666 RESOURCES SUPPORT

zoom SOLUTIONS PLANS & PRICING CONTACT SALES JOIN A MEETING HOST A MEETING SIGN IN SIGN UP, IT'S FREE

Sign In

Email Address

furkan.sucuoglu@bilgi.edu.tr

Password [Forgot password?](#)

Zoom is protected by reCAPTCHA and the [Privacy Policy](#) and [Terms of Service](#) apply.

Sign In

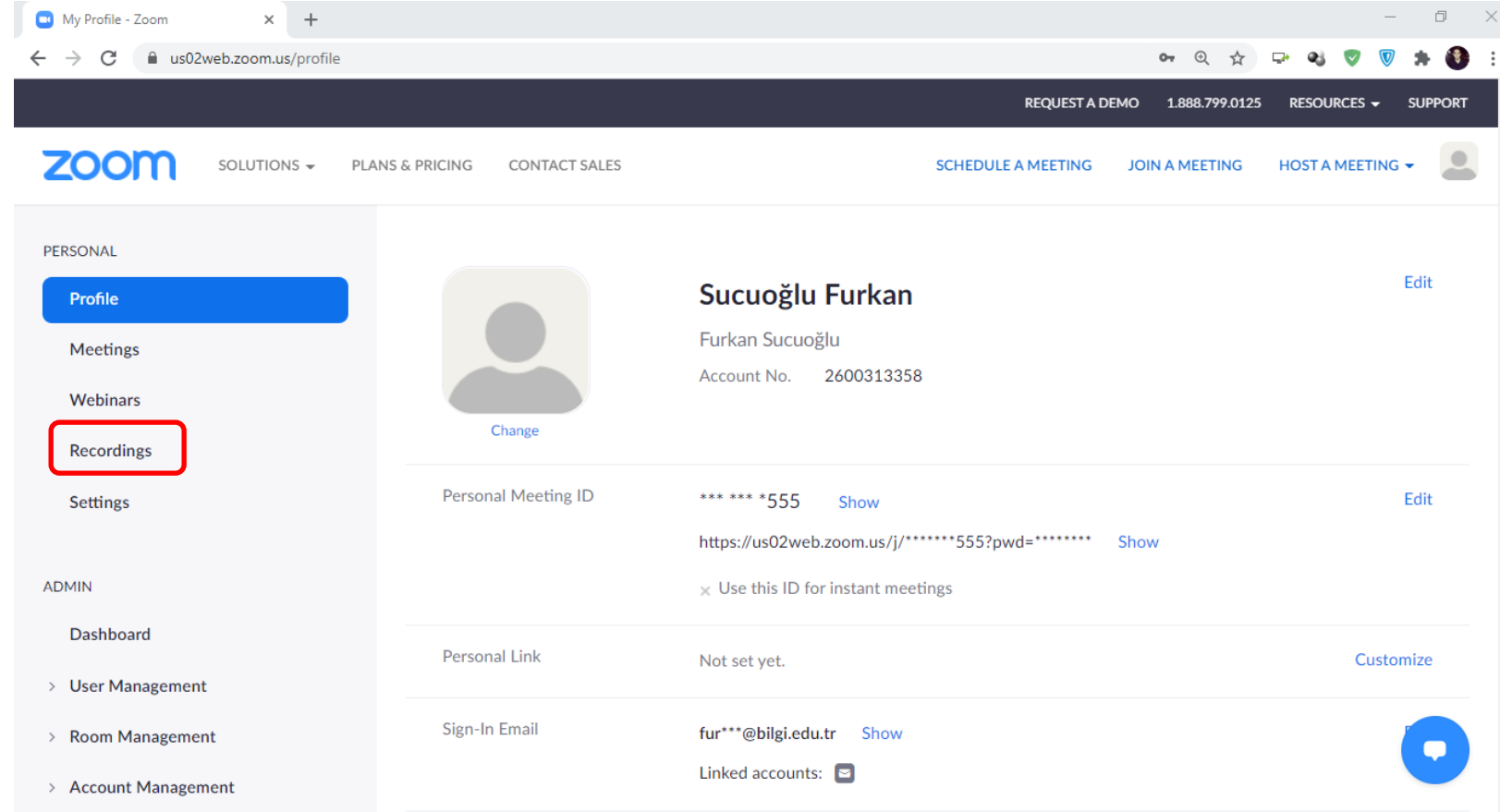
Stay signed in [New to Zoom? Sign Up Free](#)

Or sign in with

Google Facebook

<https://zoom.us/signin>

you must login to Zoom.us your account via the address.



My Profile - Zoom

us02web.zoom.us/profile

REQUEST A DEMO 1.888.799.0125 RESOURCES SUPPORT

zoom SOLUTIONS PLANS & PRICING CONTACT SALES SCHEDULE A MEETING JOIN A MEETING HOST A MEETING

PERSONAL

- Profile
- Meetings
- Webinars
- Recordings
- Settings

ADMIN

- Dashboard
- User Management
- Room Management
- Account Management

Sucuoğlu Furkan

Furkan Sucuoğlu

Account No. 2600313358

Change

Personal Meeting ID *** ** *555 Show Edit

https://us02web.zoom.us/j/*****555?pwd=***** Show

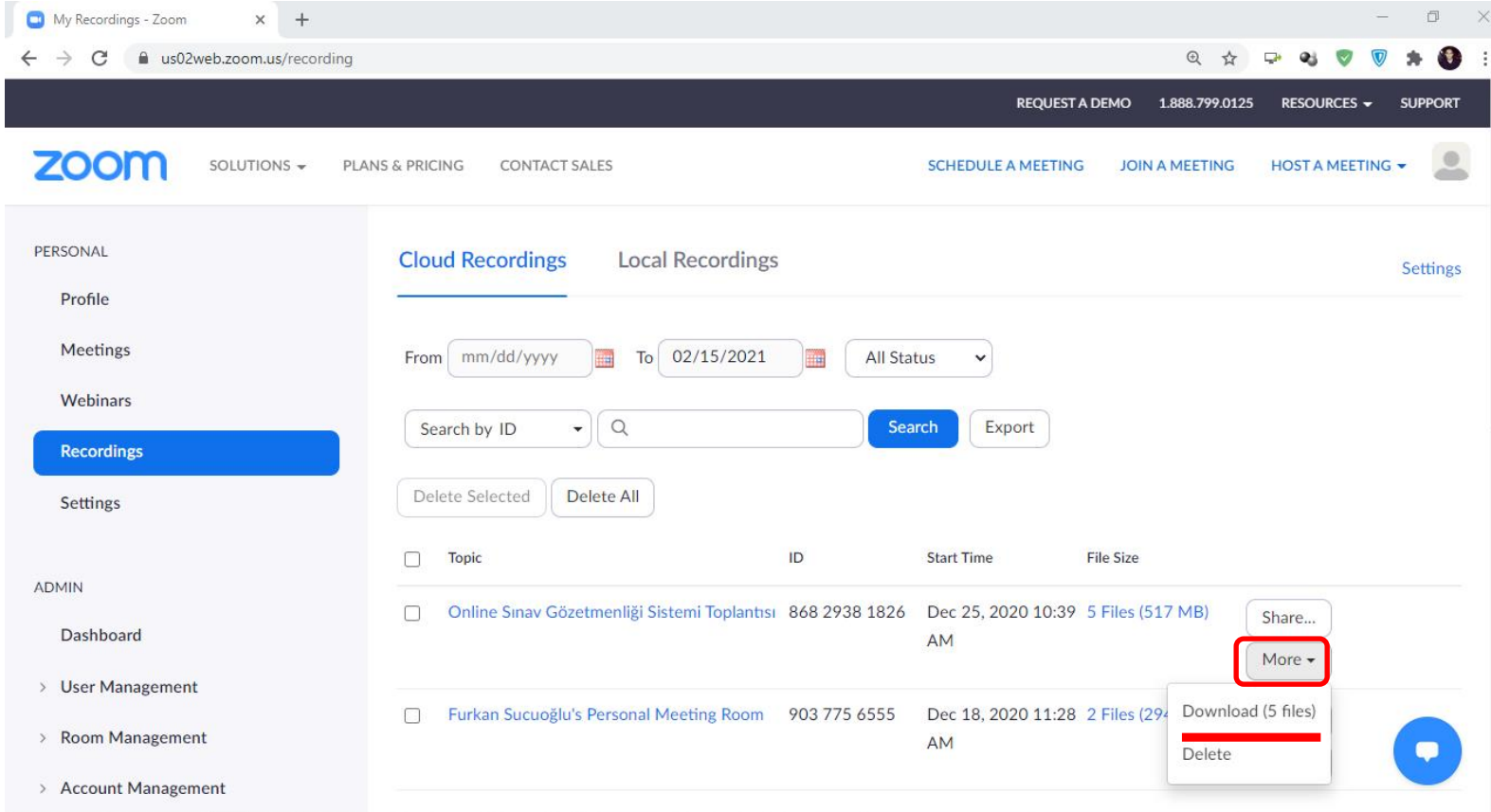
Use this ID for instant meetings

Personal Link Not set yet. Customize

Sign-In Email fur***@bilgi.edu.tr Show

Linked accounts: [icon]

On the page that opens, you should click **Recordings** under the **PERSONAL** menu.



The screenshot shows the Zoom My Recordings interface. The page is titled "My Recordings - Zoom" and the URL is "us02web.zoom.us/recording". The navigation bar includes "REQUEST A DEMO", "1.888.799.0125", "RESOURCES", and "SUPPORT". The main navigation includes "zoom", "SOLUTIONS", "PLANS & PRICING", "CONTACT SALES", "SCHEDULE A MEETING", "JOIN A MEETING", and "HOST A MEETING". The left sidebar has "PERSONAL" (Profile, Meetings, Webinars, Recordings, Settings) and "ADMIN" (Dashboard, User Management, Room Management, Account Management) sections. The "Recordings" section is active, showing "Cloud Recordings" and "Local Recordings" tabs. The "Cloud Recordings" tab is selected, and the "Settings" link is visible. The search filters are set to "From mm/dd/yyyy" to "02/15/2021" with "All Status" selected. The search bar is empty, and the "Search" button is highlighted. Below the search bar are "Delete Selected" and "Delete All" buttons. The table of recordings has columns for "Topic", "ID", "Start Time", and "File Size". Two recordings are listed: "Online Sinav Gözetmenliği Sistemi Toplantısı" (868 2938 1826, Dec 25, 2020 10:39 AM, 5 Files (517 MB)) and "Furkan Sucuoğlu's Personal Meeting Room" (903 775 6555, Dec 18, 2020 11:28 AM, 2 Files (294 MB)). The "More" dropdown menu is open for the first recording, showing "Share...", "Download (5 files)", and "Delete" options. The "Download (5 files)" option is highlighted with a red bar.

<input type="checkbox"/>	Topic	ID	Start Time	File Size	Share...	More
<input type="checkbox"/>	Online Sinav Gözetmenliği Sistemi Toplantısı	868 2938 1826	Dec 25, 2020 10:39 AM	5 Files (517 MB)	Share...	More
<input type="checkbox"/>	Furkan Sucuoğlu's Personal Meeting Room	903 775 6555	Dec 18, 2020 11:28 AM	2 Files (294 MB)	Share...	More

To download the Recordings you have noted or want to keep, click the **More** button next to them and select **Download**.

My Recordings - Zoom

zoom.us/recording

REQUEST A DEMO 1.888.799.0125 RESOURCES SUPPORT

zoom SOLUTIONS PLANS & PRICING CONTACT SALES SCHEDULE A MEETING JOIN A MEETING HOST A MEETING

PERSONAL

- Profile
- Meetings
- Webinars
- Recordings**
- Settings

ADMIN

- Dashboard
- > User Management
- > Room Management
- > Account Management

Cloud Recordings Local Recordings Settings

From mm/dd/yyyy To 02/15/2021 All Status

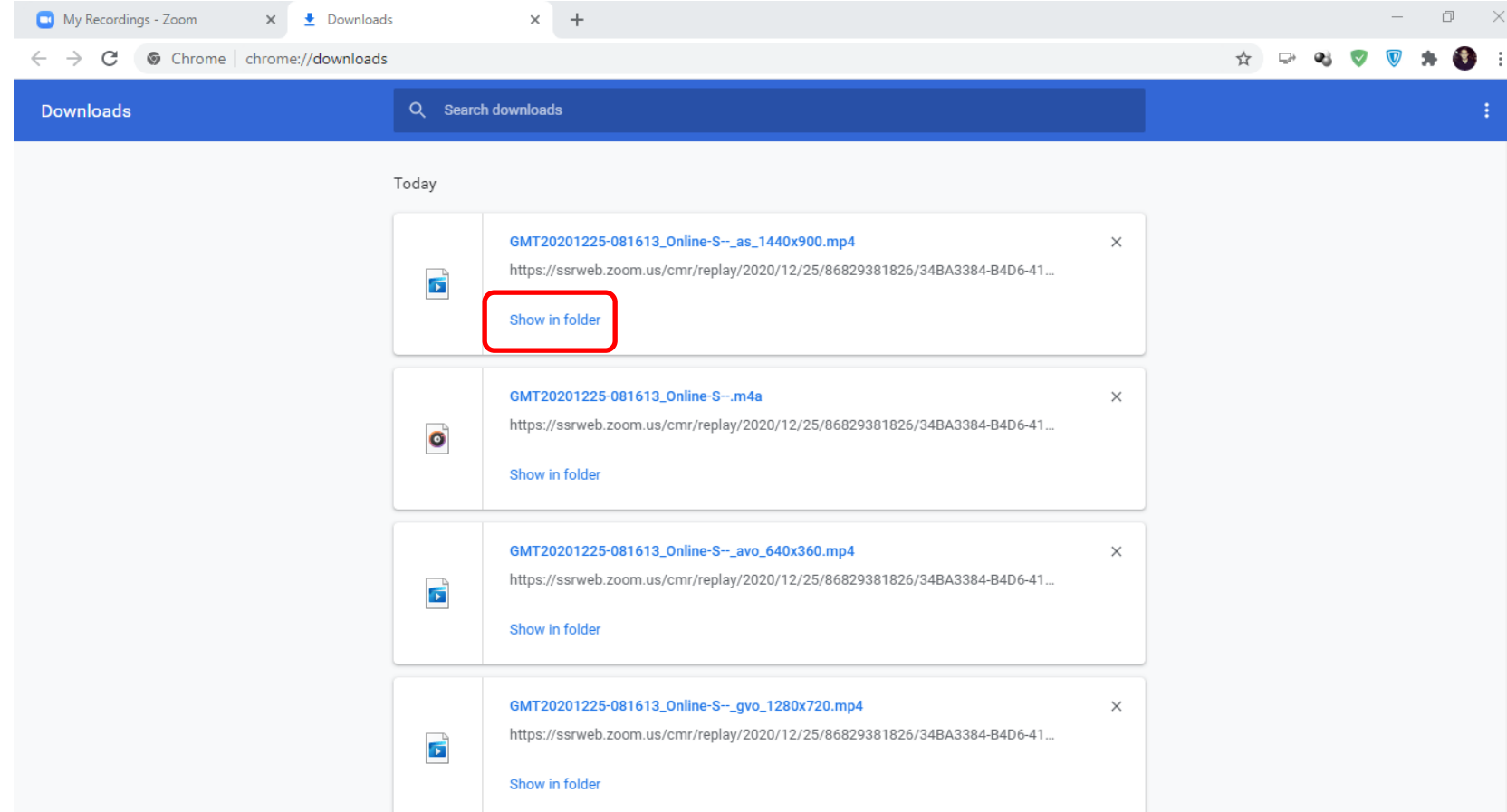
Search by ID Search Export

Delete Selected Delete All

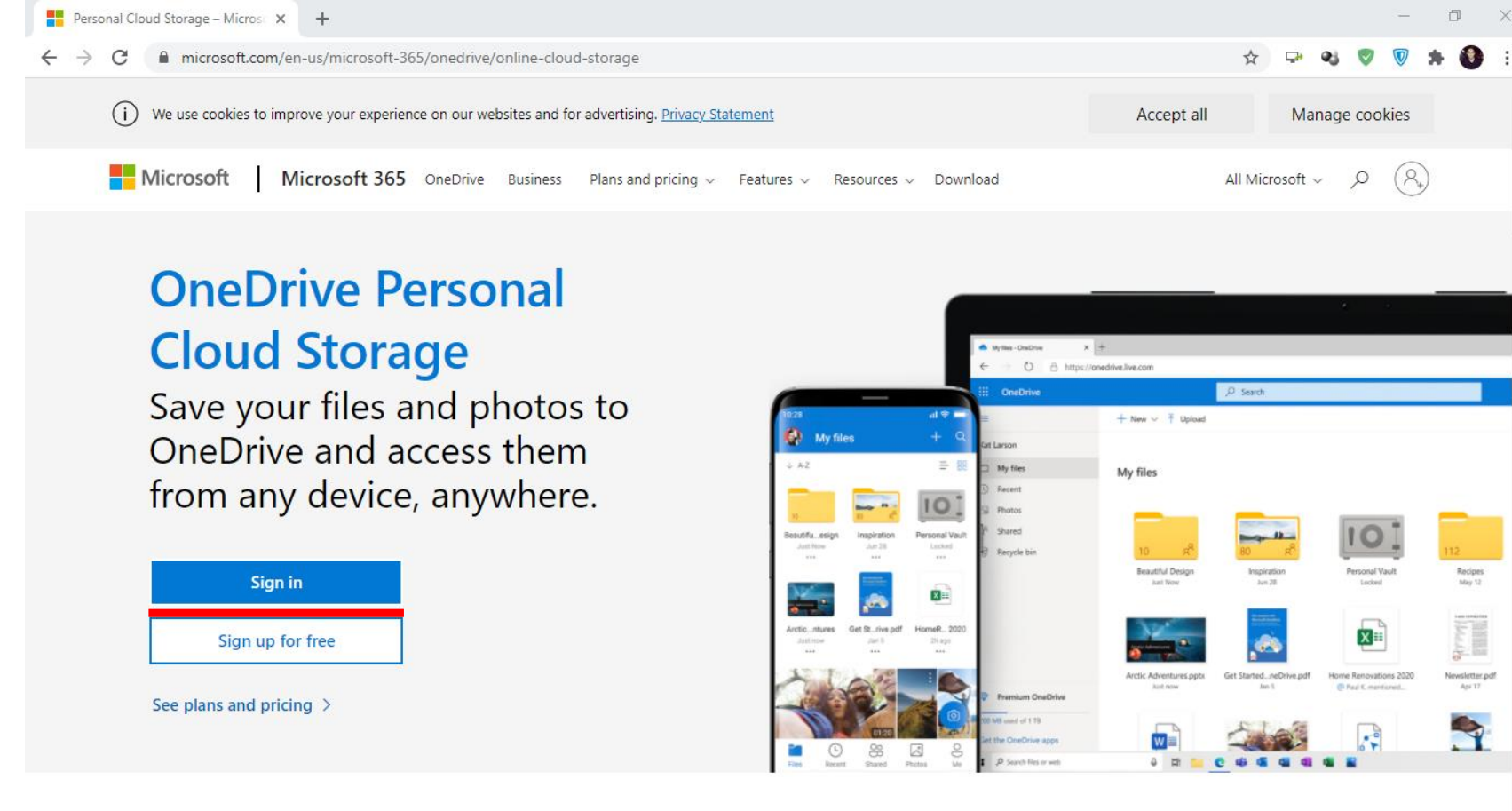
<input type="checkbox"/>	Topic	ID	Start Time	File Size	
<input type="checkbox"/>	Online Sınav Gözetmenliği Sistemi Toplantısı	868 2938 1826	Dec 25, 2020 10:39 AM	5 Files (517 MB)	Share... More
<input type="checkbox"/>	Furkan Sucuoğlu's Personal Meeting Room	903 775 6555	Dec 18, 2020 11:28 AM	2 Files (294 KB)	Share... More

GMT20201225-0-...mp4 GMT20201225-08-...m4a GMT20201225-0-...mp4 GMT20201225-0-...mp4 GMT20201225-0-...mp4 Show all

When your recordings are finished downloading, click on the "**Show all**" button.



Click **Show in folder** to open your recordings in the folder.



Personal Cloud Storage – Micros x +

microsoft.com/en-us/microsoft-365/onedrive/online-cloud-storage

We use cookies to improve your experience on our websites and for advertising. [Privacy Statement](#)

Accept all Manage cookies

Microsoft | Microsoft 365 OneDrive Business Plans and pricing Features Resources Download All Microsoft

OneDrive Personal Cloud Storage

Save your files and photos to OneDrive and access them from any device, anywhere.

[Sign in](#)

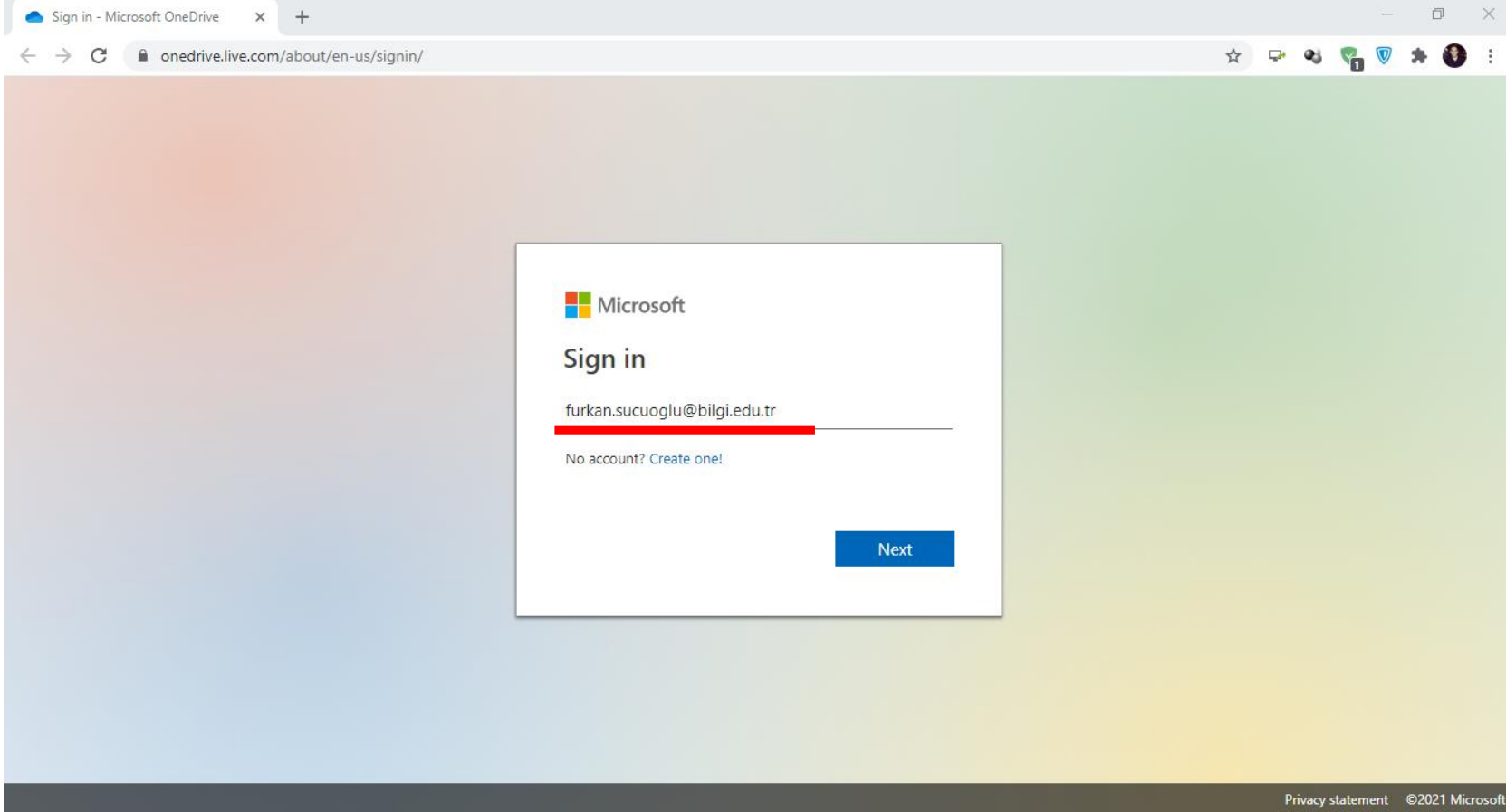
[Sign up for free](#)

[See plans and pricing >](#)

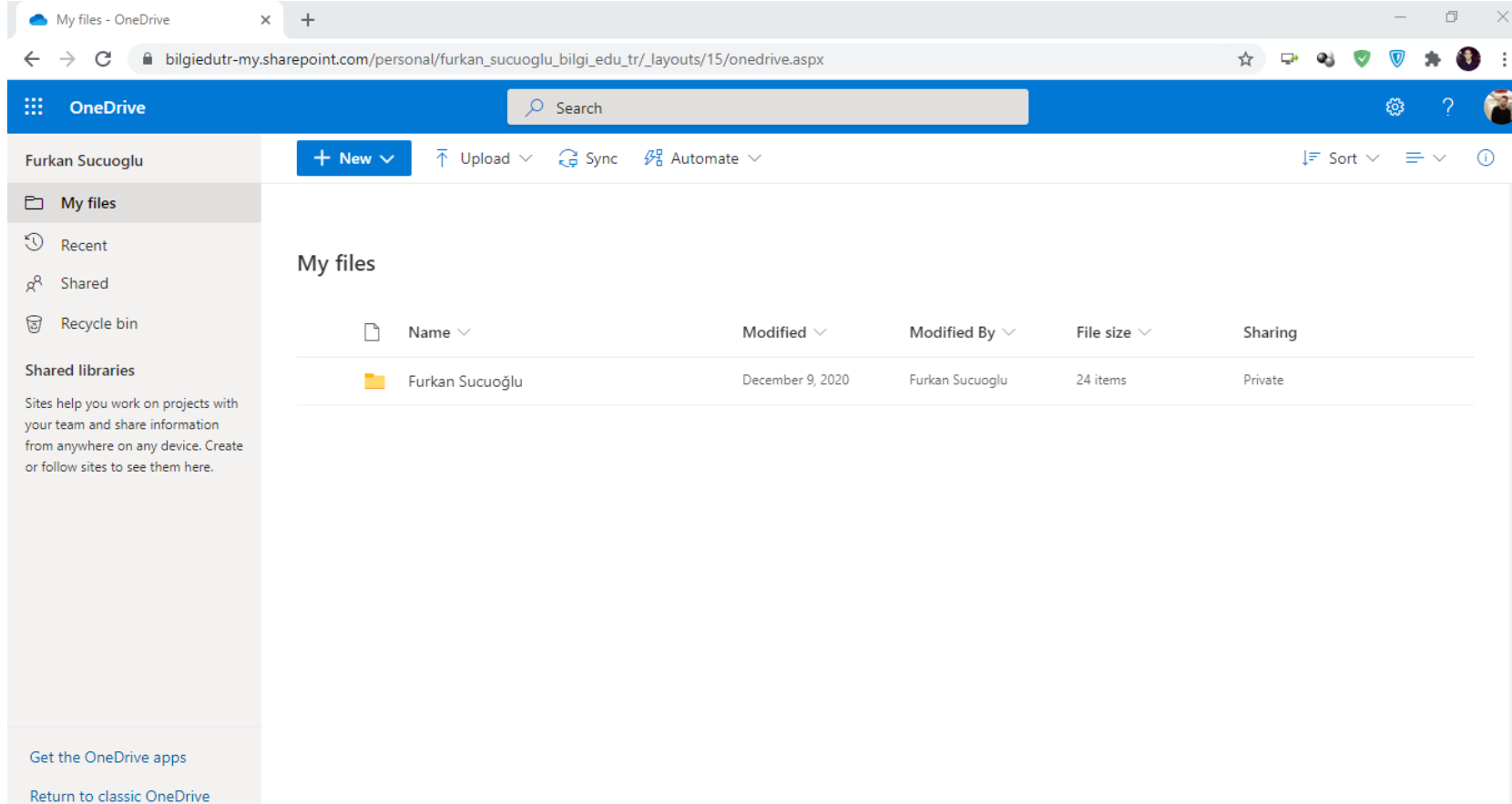
<https://www.microsoft.com/tr-tr/microsoft-365/onedrive/online-cloud-storage>

Go to the OneDrive home page via the link.

Sign In butonuna tıklayınız.



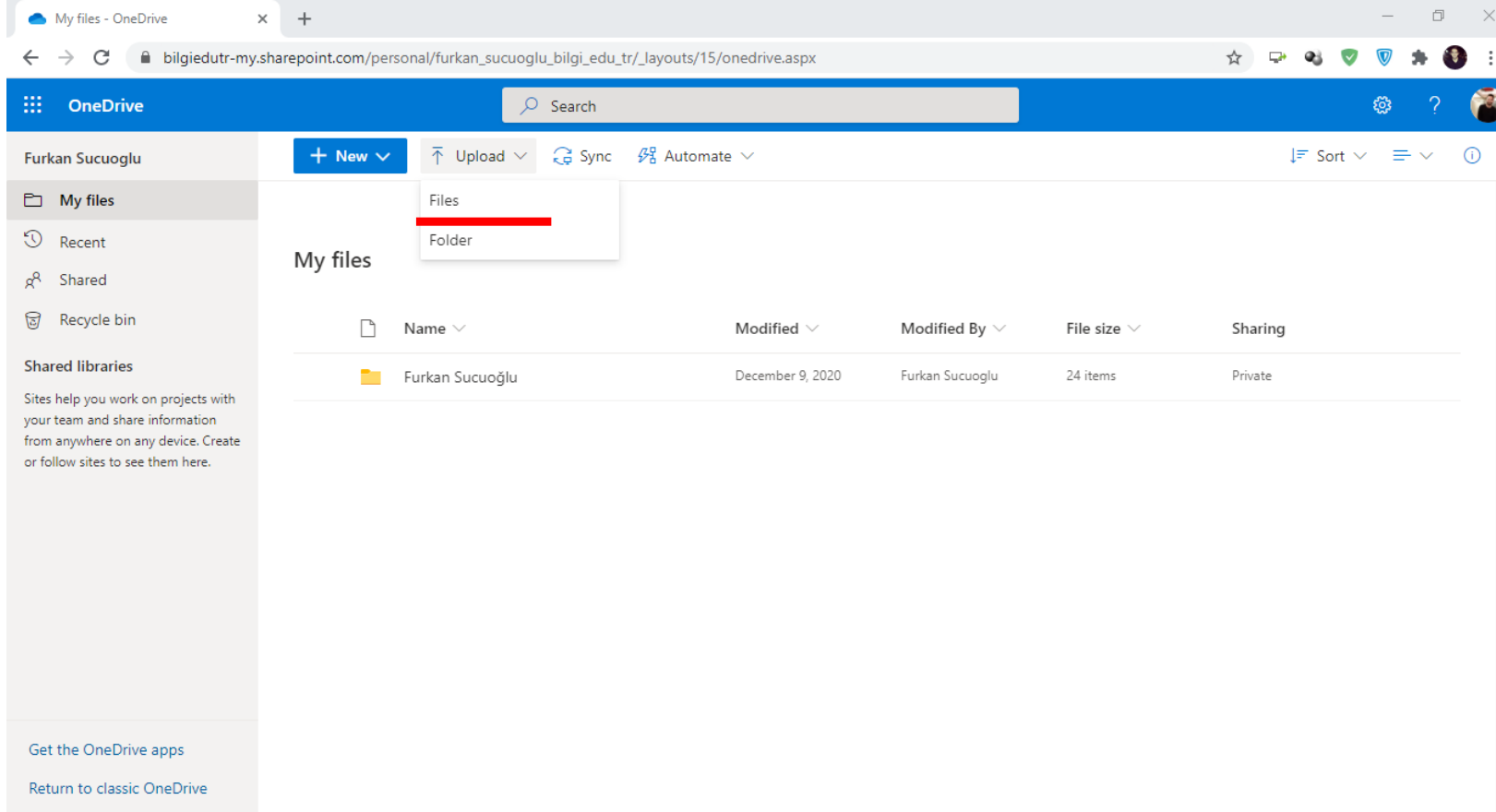
Sign in with your BİLGİ e-mail address.



The screenshot shows the OneDrive web interface. The browser address bar displays the URL: bilgiedutr-my.sharepoint.com/personal/furkan_sucuoğlu_bilgi_edu_tr/_layouts/15/onedrive.aspx. The interface includes a search bar, a navigation pane on the left with options like 'My files', 'Recent', 'Shared', and 'Recycle bin', and a main content area titled 'My files'. The main area displays a table of files and folders.

Name	Modified	Modified By	File size	Sharing
Furkan Sucuoğlu	December 9, 2020	Furkan Sucuoğlu	24 items	Private

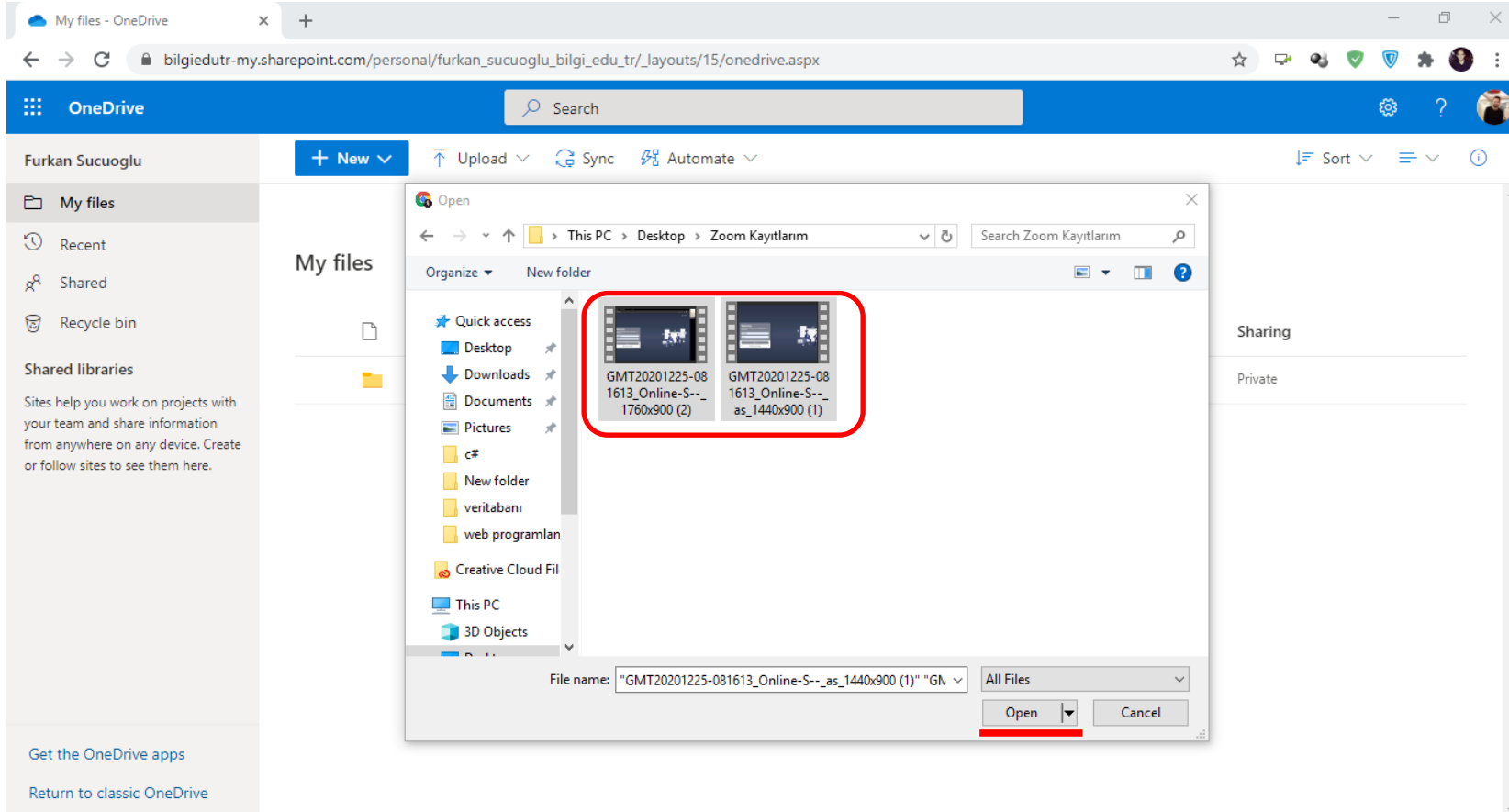
You have 1TB of space in OneDrive cloud storage.



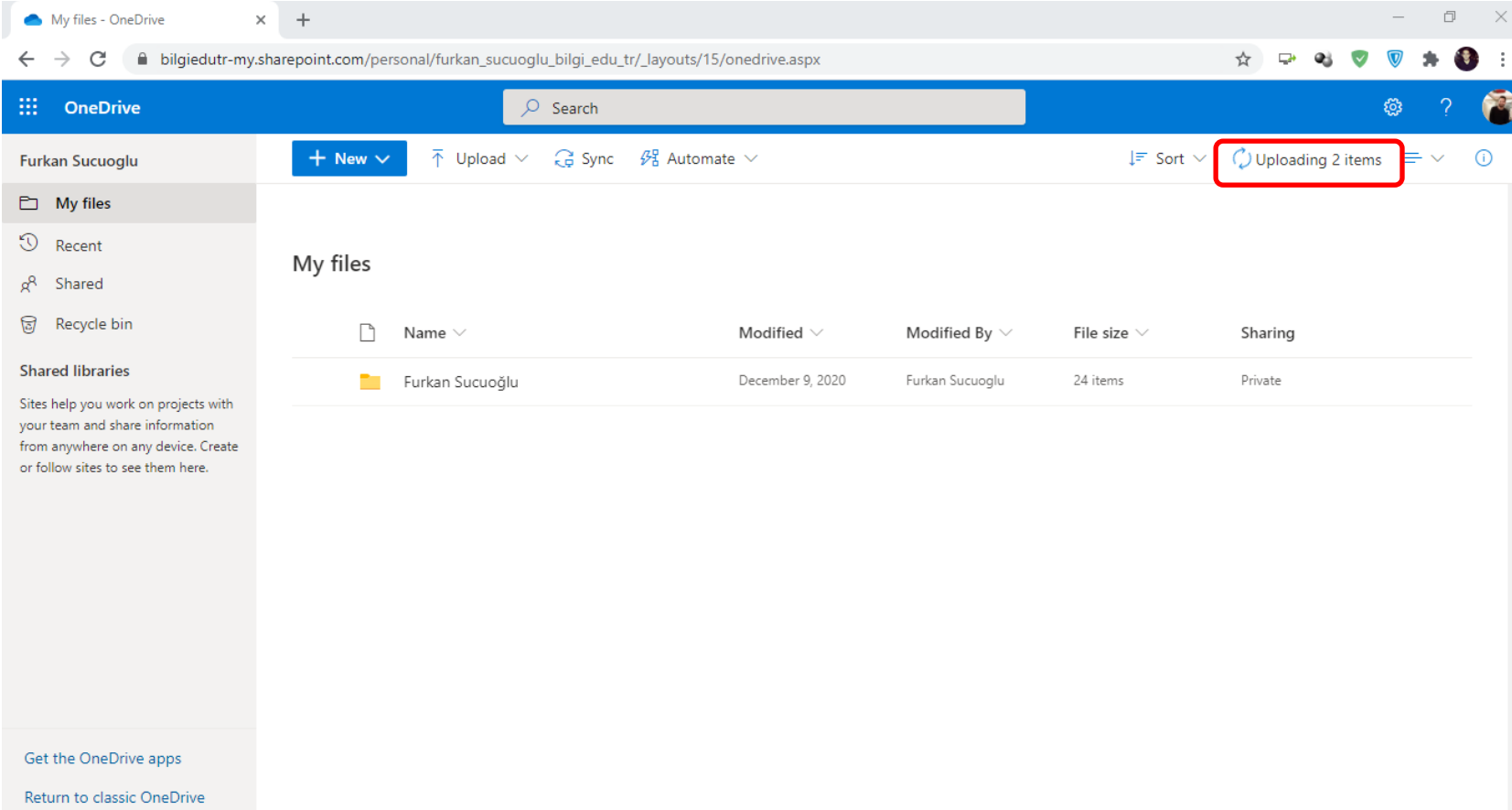
The screenshot shows the OneDrive web interface for a user named Furkan Sucuoğlu. The 'New' button is expanded, and the 'Upload' option is selected, showing a dropdown menu with 'Files' and 'Folder' options. The 'Files' option is highlighted with a red underline. The main content area displays a table of files and folders.

Name	Modified	Modified By	File size	Sharing
Furkan Sucuoğlu	December 9, 2020	Furkan Sucuoğlu	24 items	Private

Click on the **Upload** area at the top. Then select **Files** to upload your recording.



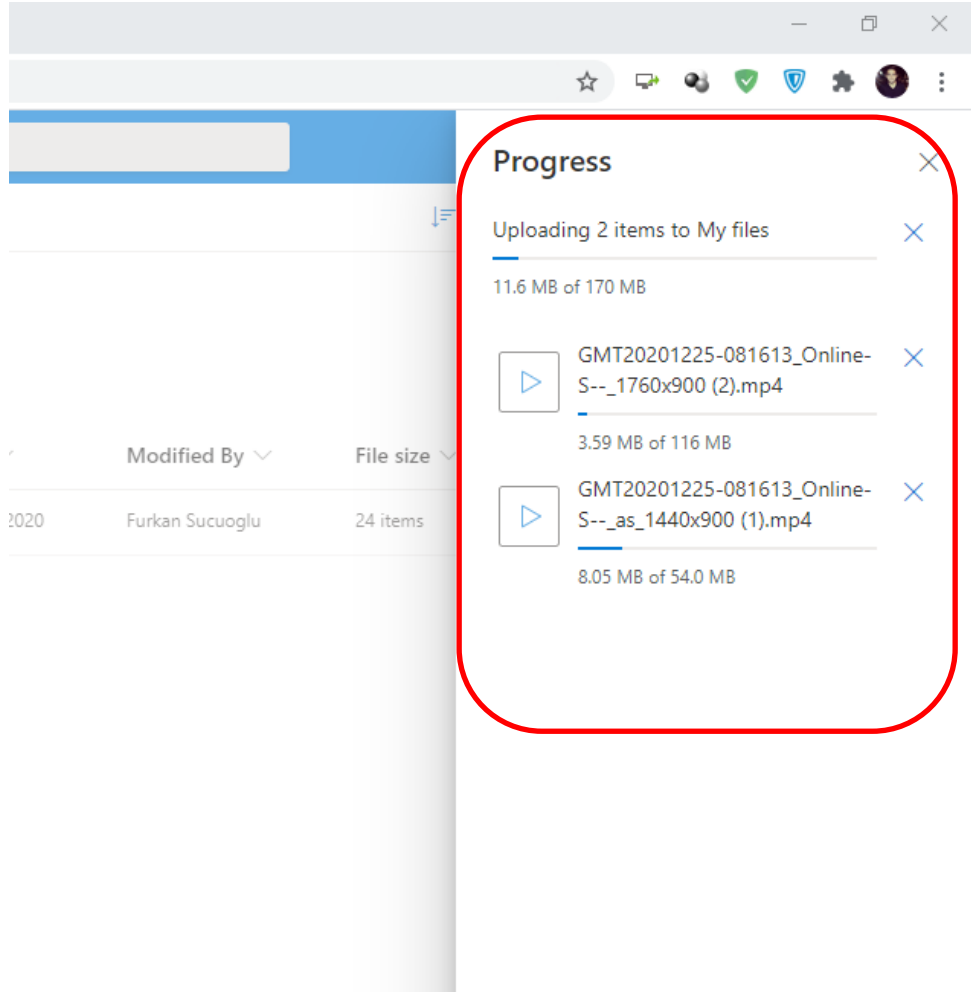
Select the recordings you want to upload on the screen that opens and click the **open** button.



The screenshot shows the OneDrive web interface for a user named Furkan Sucuoğlu. The browser address bar shows the URL: bilgiedutr-my.sharepoint.com/personal/furkan_sucuoğlu_bilgi_edu_tr/_layouts/15/onedrive.aspx. The interface includes a search bar, a navigation pane on the left with options like 'My files', 'Recent', 'Shared', and 'Recycle bin', and a main content area titled 'My files'. The main content area displays a table of files and folders. A red box highlights the 'Uploading 2 items' status in the top right corner of the main content area.

Name	Modified	Modified By	File size	Sharing
Furkan Sucuoğlu	December 9, 2020	Furkan Sucuoğlu	24 items	Private

Click **uploading** to track uploading your records.



Notification that the installation is complete you can observe.

Uploading may take shorter or longer depending on file size and speed of the internet.

Not sure it's installed do not turn it off.